

Indian Education Society's Jr. College

Online Admission

Updated on 26.07.2022

Open the following Link for Online Admission and Fee Payment.

- <https://nes.ies.edu/aemseduol/iesjrcollege>

After opening the link below screen will be appear.



The screenshot shows the 'IES JUNIOR COLLEGE' header. Below it is a section titled 'Instructions' with a list of payment modes and documents to be scanned. At the bottom left, there is a blue button labeled 'Apply Now' with a circled '1' next to it.

IES JUNIOR COLLEGE

Instructions

1. Mode of Payments :

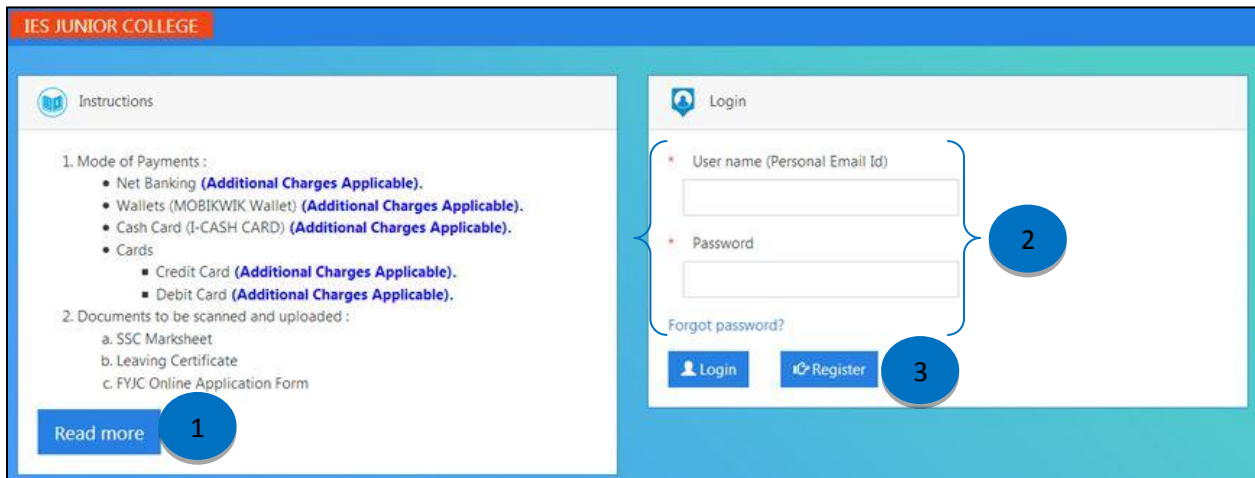
- Net Banking **(Additional Charges Applicable).**
- Wallets (MOBIKWIK Wallet) **(Additional Charges Applicable).**
- Cash Card (I-CASH CARD) **(Additional Charges Applicable).**
- Cards
 - Credit Card **(Additional Charges Applicable).**
 - Debit Card **(Additional Charges Applicable).**

2. Documents to be scanned and uploaded :

- a. SSC Marksheet
- b. Leaving Certificate
- c. FYJC Online Application Form

Apply Now 1

1. Click on Apply button to proceed for Online Payment Process.



The screenshot shows the 'IES JUNIOR COLLEGE' header. Below it is a section titled 'Instructions' with a list of payment modes and documents to be scanned. To the right is a 'Login' section with input fields for 'User name (Personal Email Id)' and 'Password', a 'Forgot password?' link, and 'Login' and 'Register' buttons. A circled '1' is next to the 'Read more' button, a circled '2' is next to the 'User name' and 'Password' fields, and a circled '3' is next to the 'Register' button.

IES JUNIOR COLLEGE

Instructions

1. Mode of Payments :

- Net Banking **(Additional Charges Applicable).**
- Wallets (MOBIKWIK Wallet) **(Additional Charges Applicable).**
- Cash Card (I-CASH CARD) **(Additional Charges Applicable).**
- Cards
 - Credit Card **(Additional Charges Applicable).**
 - Debit Card **(Additional Charges Applicable).**

2. Documents to be scanned and uploaded :

- a. SSC Marksheet
- b. Leaving Certificate
- c. FYJC Online Application Form

Read more 1

Login

* User name (Personal Email Id)

* Password

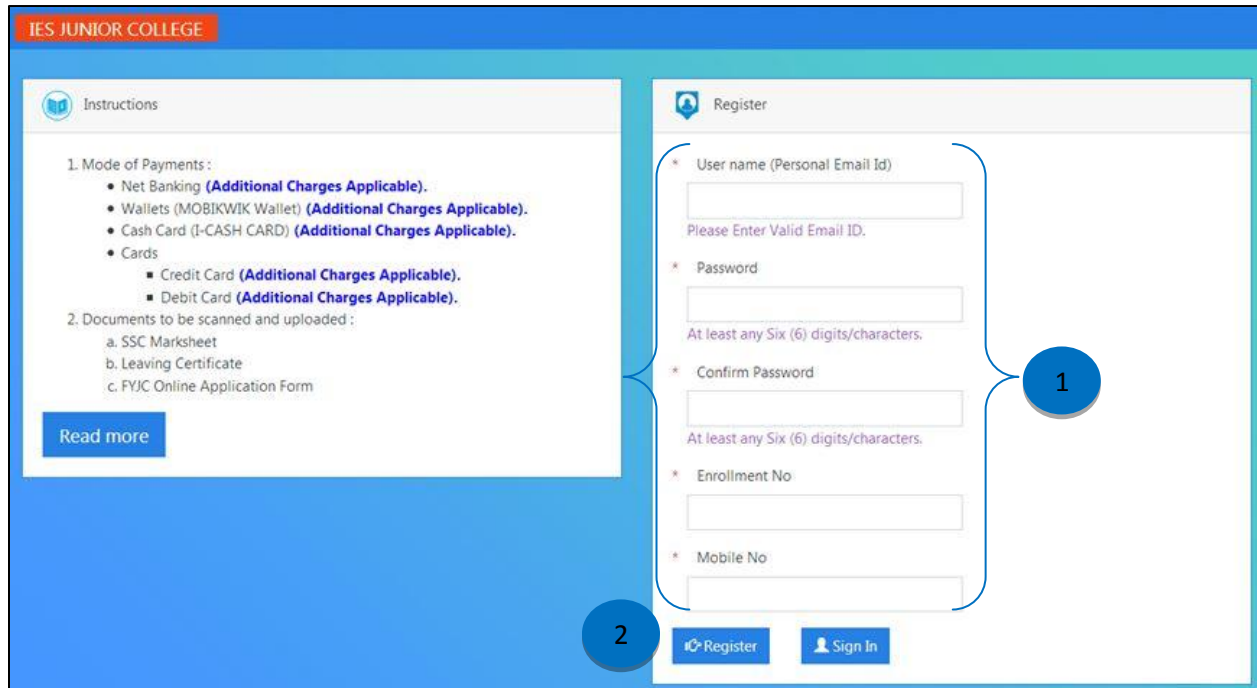
Forgot password?

Login Register 3

2

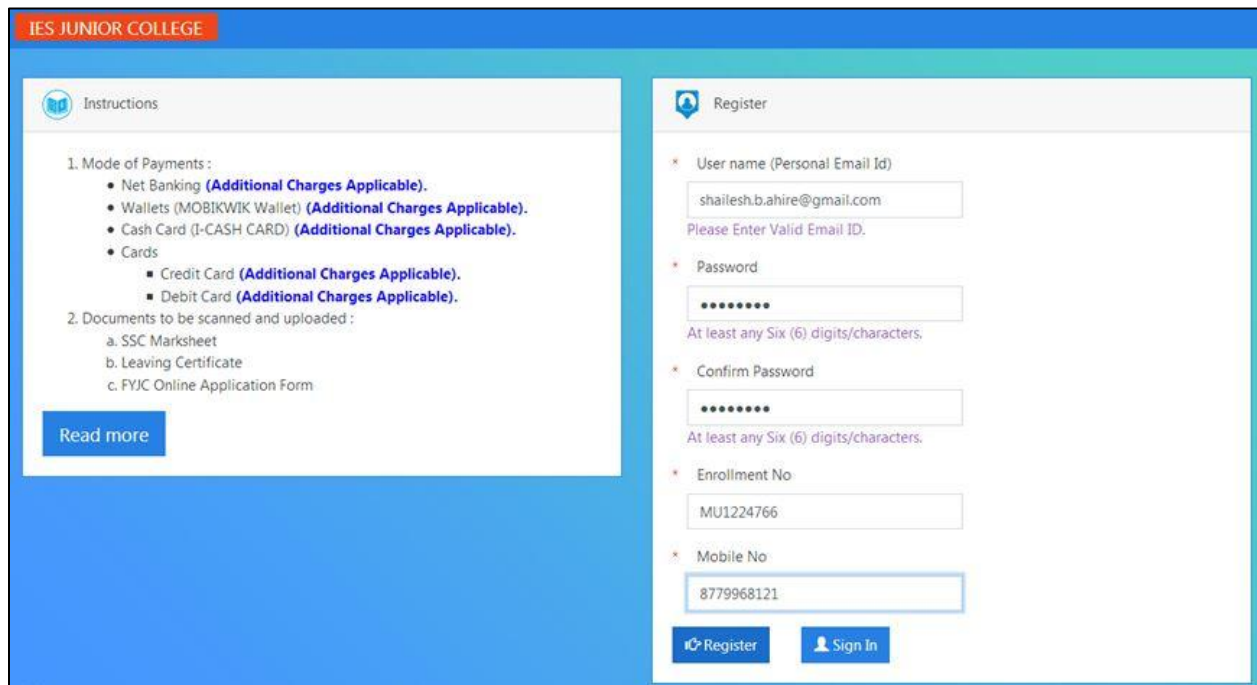
1. For read more instructions then click on Read More button.
2. For Existing user, you can login with existing Username / Password.
3. For New user you can click on Register button.

After Clicking on Register button following screen will appear.



1. User can enter a login detail that has to be created as per the following tabs.
2. Register button will save the data entered of the new user.

Preview of the Register form



After Login particular form will be open.


IES JUNIOR COLLEGE shailesh.b.ahire@gmail.com Logout

Information about the student Parent's / Guardian's Information Academic Record Subjects To be Offered Documents Payment
student's Name, Address Guardian's Name, Occupation Details Details of SSC Examination Details of Subjects Attach documents Card/NetBanking

Next

* marked fields are compulsory.

Section IES JUNIOR COLLEGE (COMMERCE) Standard F.Y.J.C.COMMERCE Enrollment No. MU1224766

1  * Choose Photo (Max File Size 1 MB)
Passport size against white background

* Prefix: Select Prefix Surname: SURNAME * First Name: FIRST NAME * Father Name: FATHER NAME

* Mother Name: MOTHER NAME * Gender: Select Gender * Birth Date: Birth Date

* Birth Place: BIRTH PLACE * Birth State: BIRTH STATE Birth Taluka: BIRTH TALUKA

Birth District: BIRTH DISTRICT Birth Country: INDIA Aadhar No.: 000011112222 Mother Tongue: MOTHER TOUNGE

* Category: Select Category Religion: Select Religion Caste: CASTE Subcaste: SUBCASTE

2

1. User can select Student image as per the given criteria.
2. Enter Student details as per the tabs given.

Preview of Student data entered.


IES JUNIOR COLLEGE shailesh.b.ahire@gmail.com Logout

Information about the student Parent's / Guardian's Information Academic Record Subjects To be Offered Documents Payment
student's Name, Address Guardian's Name, Occupation Details Details of SSC Examination Details of Subjects Attach documents Card/NetBanking

Next

* marked fields are compulsory.

Section IES JUNIOR COLLEGE (COMMERCE) Standard F.Y.J.C.COMMERCE Enrollment No. MU1224766

 * Choose Photo (Max File Size 1 MB)
Passport size against white background

* Prefix: KUMAR Surname: TALEKAR * First Name: MANAV * Father Name: VILAS

* Mother Name: VARSHA * Gender: MALE * Birth Date: 31/12/2005

* Birth Place: MUMBAI * Birth State: MAHARASHTRA Birth Taluka: MUMBAI

Birth District: MUMBAI Birth Country: INDIA Aadhar No.: 987654321012 Mother Tongue: MARATHI

* Category: GENERAL Religion: HINDU Caste: MARATHA Subcaste: SUBCASTE

IES JUNIOR COLLEGE shailesh.b.ahire@gmail.com Logout

Blood Group: * Nationality: Marital Status: State to which I belong:

Physically Challenged:

Residence Address

* Flat No./ Bldg. No.: * Apartment / Bldg. name: * Street Name / No: * Area / Location:

* Landmark: * City Name: * Pincode:

Native Address
(for Long Journey Railway or Air Lines or ST. Concession during Vacation for the applicant)

Next

3. User can enter Student Blood group, Nationality, etc. details as per the fields.

4. User can enter Student Address details.

Preview of Student details.

IES JUNIOR COLLEGE shailesh.b.ahire@gmail.com Logout

Blood Group: * Nationality: Marital Status: State to which I belong:

Physically Challenged:

Residence Address

* Flat No./ Bldg. No.: * Apartment / Bldg. name: * Street Name / No: * Area / Location:

* Landmark: * City Name: * Pincode:

Native Address
(for Long Journey Railway or Air Lines or ST. Concession during Vacation for the applicant)

Next

5. After entering all the details click on Next button to proceed further. It shows message like “Student Information Successfully Submitted.” Click on OK button and proceed.

1. Click this button to enter Father’s details. Once Student click on this button data will be enabled for entered details.
2. Enter Father’s details as per the tabs provided.

Preview of Father’s details.

1. Click this button to enter Mother’s details. Once Student click on this button data will be enabled for entered details.
2. Enter Mother’s details as per the tabs provided.

1. Click this button to enter Guardian’s details. If Student clicks on this button, then Student entered details for Guardian’s.
2. Enter Guardian’s details as per the tabs provided.

Preview of Guardian's details.

IES JUNIOR COLLEGE shailesh.b.ahire@gmail.com Logout

* YES Add Guardian Details

Guardian's Details

* Relation UNCLE	Surname TALEKAR	* First Name VIJAY	Father/Husband Name SHIVAJI
Qualification H.S.C.	Occupation SERVICE	Designation SENIOR CLERK	Employment and Office Details I.E.S. NEW ENGLISH SCHOOL, BANDRA EAST
Office Tel. No. 022-2419 9501	Office Email Id talekarvijay@ies.edu	Residence Tel. No. RESIDENCE TEL. NO.	* Mobile No. 9876543210
* Personal Email Id talekarvijay@gmail.com	PAN MNO PQ1234R	Annual Income 1,00,001/- to 5,00,000/-	

3 Previous Next Cancel

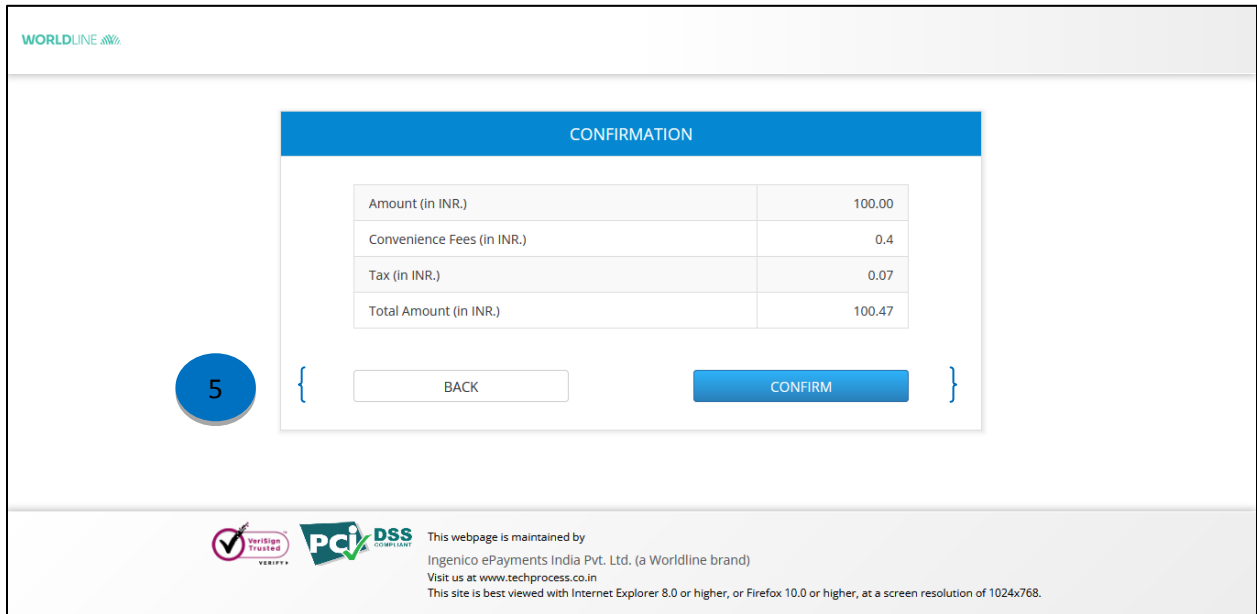
3. User can navigate to pages to Previous and Next pages using this button. It shows message like “Parent’s / Guardian Information Successfully Submitted.” Click on OK button and proceed.

1. Click on button for Form Fee Payment

2. User can select the payment options through which payment has to be done.



3. Enter card details if the user wants to make payment using Debit card.
4. Pay will continue further with the payment.



5. User can click on back button in case for changing data in previous pages or else can select confirm button to confirm the payment.

The screenshot shows a web form for S.S.C. Examination details. At the top, there is a navigation bar with the college name 'IES JUNIOR COLLEGE' and a user profile 'shailesh@markcomputers.com'. Below this is a breadcrumb trail: 'Information about the student' (student's Name, Address), 'Parent's / Guardian's Information' (Guardian's Name, Occupation Details), 'Academic Record' (Details of S.S.C. Examination), 'Subjects To be Offered' (Details of Subjects), 'Documents' (Attach documents), and 'Payment' (Card/NetBanking). The 'Academic Record' tab is active. A 'Previous Next Cancel' button is at the top right. A blue circle with the number '3' highlights this button. Below the navigation, a note states '* marked fields are compulsory.' A 'Form Fee' field contains the value '100'. The 'Academic Record' section is divided into two parts. The first part, 'S.S.C. Examination', contains fields for: '* S.S.C. Examination School / College Name' (IES NES ENGLISH SECONDARY), '* Address of School / College' (BANDRA), '* Passing Month' (JUNE), '* Year' (2022), '* Seat No. / Roll No.' (D012345), and '* Attempt No' (1). The second part contains fields for: '* Medium of Instruction' (ENGLISH), '* Marks Obtained' (426), '* Out of' (600), and '* Percentage' (71). The 'Subjects Offered at S.S.C. Examination' section lists ten subjects: Subject 1 (ENGLISH), Subject 2 (HINDI), Subject 3 (MARATHI), Subject 4 (MATHEMATICS), Subject 5 (SCIENCE), Subject 6 (SOCIAL SCIENCE), Subject 7 (WORK EXPERIENCE), Subject 8 (SUBJECT 8), Subject 9 (SUBJECT 9), and Subject 10 (SUBJECT 10). A blue circle with the number '2' highlights this entire section. The 'Other Information' section has four fields: 'Sports' (SPORTS), 'Extra-Curricular Activities' (EXTRA-CURRICULAR ACTIVITIES), 'N.C.C.' (N.C.C.), and 'Any Other' (ANY OTHER). A 'Previous Next Cancel' button is at the bottom right. A blue circle with the number '1' highlights the 'S.S.C. Examination' section.

1. Enter Student S.S.C. Board details as per the tabs provided.
2. Entered Subjects details as that has been appeared at S.S.C. Examination.
3. User can navigate to pages to previous and next pages using this button. It shows message like “S.S.C. Examination Information Successfully Submitted.” Click on OK button and proceed.

Preview of S.S.C. details that has to be entered.

IES JUNIOR COLLEGE
shailesh@markcomputers.com Logout

Information about the student
student's Name, Address
Parent's / Guardian's Information
Guardian's Name, Occupation Details
Academic Record
Details of S.S.C. Examination
Subjects To be Offered
Details of Subjects
Documents
Attach documents
Payment
Card/NetBanking

Previous
Next
Cancel

* marked fields are compulsory.

*** Form Fee**

100

Academic Record

S.S.C. Examination

* S.S.C. Examination School / College Name	* Address of School / College	* Passing Month	* Year
<input type="text" value="IES NES ENGLISH SECONDARY"/>	<input type="text" value="BANDRA"/>	<input type="text" value="JUNE"/>	<input type="text" value="2022"/>
* Seat No. / Roll No.	* Attempt No		
<input type="text" value="D012345"/>	<input type="text" value="1"/>		

* Medium of Instruction	* Marks Obtained	* Out of	* Percentage
<input type="text" value="ENGLISH"/>	<input type="text" value="426"/>	<input type="text" value="600"/>	<input type="text" value="71"/>

Subjects Offered at S.S.C. Examination

* Subject 1	* Subject 2	* Subject 3	* Subject 4
<input type="text" value="ENGLISH"/>	<input type="text" value="HINDI"/>	<input type="text" value="MARATHI"/>	<input type="text" value="MATHEMATICS"/>
* Subject 5	* Subject 6	* Subject 7	Subject 8
<input type="text" value="SCIENCE"/>	<input type="text" value="SOCIAL SCIENCE"/>	<input type="text" value="WORK EXPERIENCE"/>	<input type="text" value="SUBJECT 8"/>
Subject 9	Subject 10		
<input type="text" value="SUBJECT 9"/>	<input type="text" value="SUBJECT 10"/>		

Subjects Offered at S.S.C. Board Examination

* Subject 1	* Subject 2	* Subject 3	* Subject 4
<input type="text" value="ENGLISH"/>	<input type="text" value="HINDI"/>	<input type="text" value="MARATHI"/>	<input type="text" value="MATHEMATICS"/>
* Subject 5	* Subject 6	Subject 7	
<input type="text" value="SCIENCE"/>	<input type="text" value="SOCIAL SCIENCE"/>	<input type="text" value="PHYSICAL EDUCATION"/>	

Other Information

Sports	Extra-Curricular Activities	N.C.C.	Any Other
<input type="text" value="CRICKET"/>	<input type="text" value="EXTRA-CURRICULAR ACTIVITIES"/>	<input type="text" value="N.C.C."/>	<input type="text" value="ANY OTHER"/>

Previous
Next
Cancel

IES JUNIOR COLLEGE

shailesh.b.ahire@gmail.com Logout

Information about the student
student's Name, Address

Parent's / Guardian's Information
Guardian's Name, Occupation Details

Academic Record
Details of SSC Examination

Subjects To be Offered
Details of Subjects

Documents
Attach documents

Payment
Card/NetBanking

Previous Next Cancel

* marked fields are compulsory.

* Stream
Select Stream

Subject

No data available in table

Showing 0 to 0 of 0 entries

Previous Next Cancel

1. User can select the stream that has to be selected form the options.

After selecting particular option following screen will appear.

IES JUNIOR COLLEGE

shailesh.b.ahire@gmail.com Logout

Information about the student
student's Name, Address

Parent's / Guardian's Information
Guardian's Name, Occupation Details

Academic Record
Details of SSC Examination

Subjects To be Offered
Details of Subjects

Documents
Attach documents

Payment
Card/NetBanking

Previous Next Cancel

* marked fields are compulsory.

* Stream
Commerce

Subject

<input checked="" type="checkbox"/>	English
<input checked="" type="checkbox"/>	Marathi
<input type="checkbox"/>	Hindi
<input checked="" type="checkbox"/>	Economics
<input checked="" type="checkbox"/>	Organisation of Commerce & Management
<input checked="" type="checkbox"/>	BookKeeping & Accountancy
<input type="checkbox"/>	Secretarial Practice
<input checked="" type="checkbox"/>	Mathematics

2. Select the subjects that have to select from the boxes. It shows message like “Subject’s Information Successfully Submitted.” Click on OK button and proceed.

IES JUNIOR COLLEGE shailesh@markcomputers.com Logout

Information about the student Parent's / Guardian's Information Academic Record Subjects To be Offered **Documents** Payment

student's Name, Address Guardian's Name, Occupation Details Details of S.S.C. Examination Details of Subjects Attach documents Card/NetBanking

Previous Next **Cancel**

Document's Name marked in the Red are Compulsory.

Document Name	View	Upload Document(s)	Max File Size
S.S.C. (10TH) MARKSHEET	View	<input type="button" value="Browse..."/> No file selected.	* 1 MB
FYJC ONLINE APPLICATION FORM	View	<input type="button" value="Browse..."/> No file selected.	* 1 MB
LEAVING CERTIFICATE / STUDENT UNDERTAKING	View	<input type="button" value="Browse..."/> No file selected.	* 1 MB
AADHAR CARD	View	<input type="button" value="Browse..."/> No file selected.	* 1 MB

1. Upload the documents as per the fields using browse button. File size should be less than or equal to 1 MB.

Preview after uploading the files in particular fields.

IES JUNIOR COLLEGE shailesh@markcomputers.com Logout

Information about the student Parent's / Guardian's Information Academic Record Subjects To be Offered **Documents** Payment

student's Name, Address Guardian's Name, Occupation Details Details of S.S.C. Examination Details of Subjects Attach documents Card/NetBanking

Previous Next **Cancel**

Document's Name marked in the Red are Compulsory.

Document Name	View	Upload Document(s)	Max File Size
S.S.C. (10TH) MARKSHEET	View	<input type="button" value="Browse..."/> 10thMarksheet.pdf	* 1 MB
FYJC ONLINE APPLICATION FORM	View	<input type="button" value="Browse..."/> FYJC_ApplicationForm.pdf	* 1 MB
LEAVING CERTIFICATE / STUDENT UNDERTAKING	View	<input type="button" value="Browse..."/> LeavingCertificate.pdf	* 1 MB
AADHAR CARD	View	<input type="button" value="Browse..."/> AdharCard.pdf	* 1 MB

I HAVE NOTED THAT

1. My admission is purely provisional subject to my producing all the necessary documents and establishing my credentials.
2. I will not be eligible to appear for the Higher Secondary Certificate Examination at the end of the year if my attendance is less than 75% of the working days separately in two terms as specified in The Maharashtra State Board of Secondary and Higher Secondary Education Board's Regulation 1977 (as amended up to 1980).
3. I must wear round my neck the "IDENTITY CARD" whenever I am in the college premises. If I am without the Identity Card, disciplinary action will be taken against me.
4. I must not mutilate in any way or lose any books belonging to the college. I must not damage/ misuse any property of the college. However, if I do so, I will be personally liable to the college for damages.
5. I am aware that the use of MOBILE PHONES & ELECTRONIC GADGETS in the college classroom/labs is forbidden. If I am found using it, I am liable to have my mobile phones & electronic gadgets confiscated or will have to face any disciplinary action taken by the college authorities. I am also aware that mobile phones having audio/visual recording and/or playback, Still camera, computing, word processing & internet facilities, if confiscated, will not be returned at any cost.
6. I shall not bring any valuable items to the college. In case of loss of such item (if brought) the college authorities will not be held responsible.
7. Possession of any electronic gadgets is strictly prohibited in the college premises. If the student is caught with any gadget the same will be confiscated and not be returned.

I have read the Rules & Regulations relating to attendance & discipline and agree to abide by the same.

3 Previous Next **Cancel**

2. User has to go through the points mentioned and click on the button to ensure further procedure.

3. User can navigate to pages to previous and next pages using this button. It shows message like “Document’s Information Successfully Submitted.” Click on OK button and proceed.

IES JUNIOR COLLEGE shaillesh@markcomputers.com Logout

Information about the student Parent's / Guardian's Information Academic Record Subjects To be Offered Documents **Payment**

student's Name, Address Guardian's Name, Occupation Details Details of S.S.C. Examination Details of Subjects Attach documents Card/NetBanking

Previous Cancel

Fee Payment

Points to be noted

Please ensure that all the filled details are correct before proceeding to payment.
Once payment is done you can not edit any information.

Fee Type T1	Due Month T1	Amount T1
ADMISSION FEES	Jun-2022	1415
EXAMINATION FEES	Dec-2022	725
GYMKHANA & SPORTS FEES	Sep-2022	425
LIBRARY FEE	Jun-2022	725
PTA FEES	Jun-2022	50
TERM FEES	Jun-2022	1415
TERM FEES	Dec-2022	1415
TUITION FEES	Jun-2022	1415

Half Yearly
 Yearly

Total Fee Amount Rs./- 23150

Proceed for Payment

Previous Cancel

1. User can select amount calculated on the basis of Half Yearly and Yearly options.
2. Proceed button will continue further to Payment details.

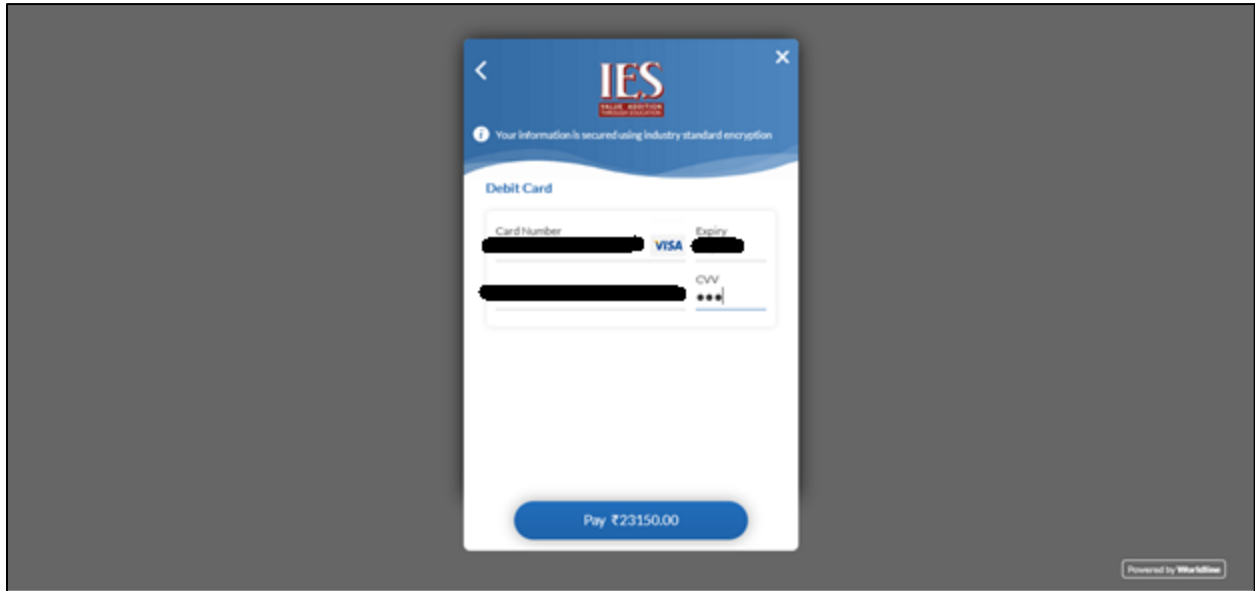


1. User can select the payment options through which payment has to be done.

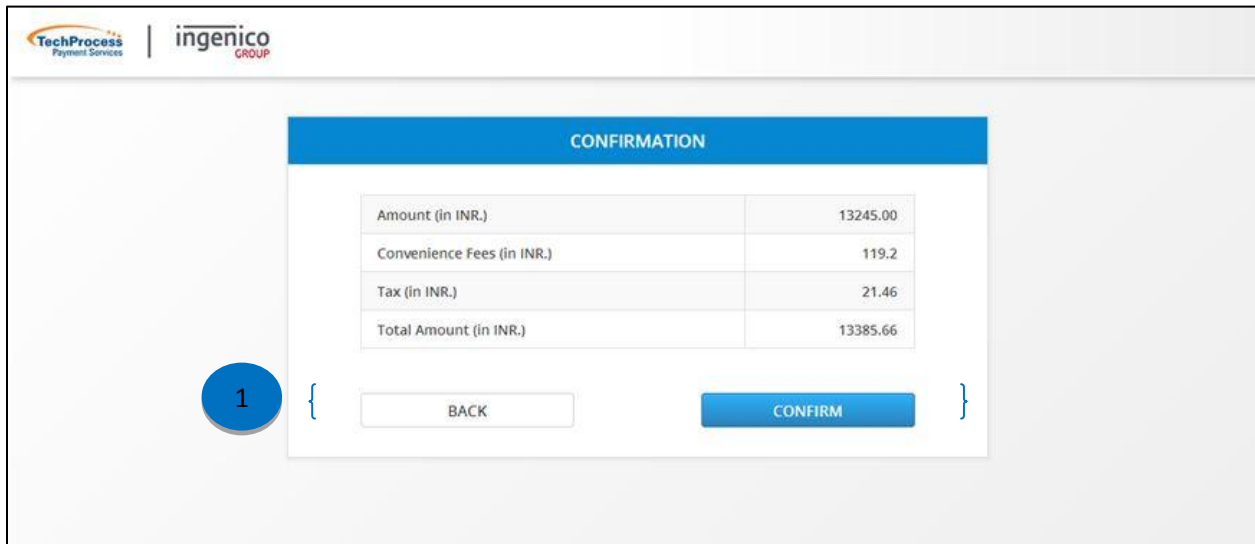


2. Enter card details if the user wants to make payment using Debit card.
3. Pay will continue further with the payment.

Preview of card details that has to be entered.



After continuing with payment option this screen will appear.



1. User can click on back button in case for changing data in previous pages or else can select confirm button to confirm the payment.